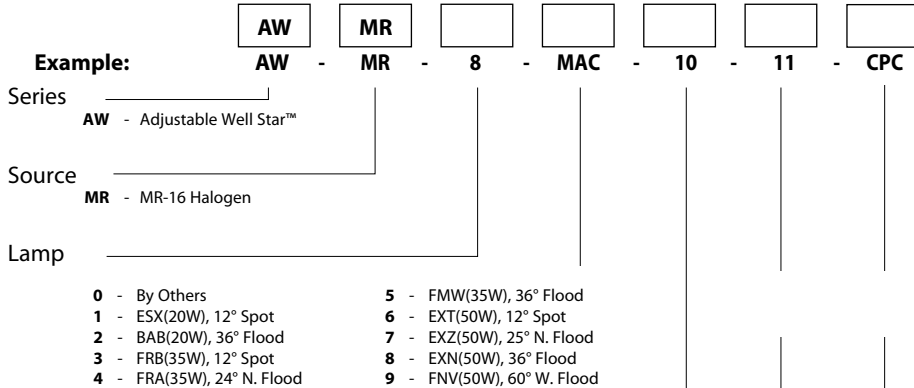


MR-16 Halogen

ADJUSTABLE WELL STAR™

PROJECT:	
TYPE:	
CATALOG NUMBER:	
SOURCE:	
NOTES:	

CATALOG NUMBER LOGIC




Cast Brass Finish

Machined	MAC
Polished	POL
Mitique	MIT
Powder Coat Color	Wrinkle
Bronze	BZW
Black	BLW
White (Gloss)	WHW
Verde	VER

Premium Finish

ABP Antique Brass Powder	CMG Cascade Mountain Granite	RMG Rocky Mountain Granite
AMG Aleutian Mountain Granite	CRI Cracked Ice	SDS Sonoran Desert Sandstone
AQW Antique White	CRM Cream	SMG Sierra Mountain Granite
BCM Black Chrome	HUG Hunter Green	TXF Textured Forest
BGE Beige	MDS Mojave Desert Sandstone	WCP Weathered Copper
BPP Brown Patina Powder	NBP Natural Brass Powder	WIR Weathered Iron
CAP Clear Anodized Powder	OCP Old Copper	<i>Also available in RAL Finishes See submittal SUB-1439-00</i>

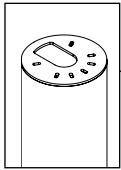


*Accommodates up to 2 Lens/Shielding media

LAMP DATA

BK No.	Lamp Watts	Description	Rated Life (hrs.)	Center Beam Candlepower	Beam Angle	Beam Type
1	20	ESX	4,000	4,000	12°	Spot
2	20	BAB	5,000	600	36°	Flood
3	35	FRB	5,000	6,000	12°	Spot
4	35	FRA	5,000	2,300	24°	Narrow Flood
5	35	FMW	5,000	1,300	36°	Flood
6	50	EXT	5,000	11,000	12°	Spot
7	50	EXZ	6,000	3,200	25°	Narrow Flood
8	50	EXN	5,000	2,000	36°	Flood
9	50	FNV	5,000	850	60°	Wide Flood

B-K LIGHTING	40429 Brickyard Drive • Madera, CA 93636 • USA 559.438.5800 • FAX 559.438.5900 www.bklighting.com • info@bklighting.com	SUBMITTAL DATE 01-26-16	DRAWING NUMBER SUB-1014-07
	<small>THIS DOCUMENT CONTAINS PROPRIETARY INFORMATION OF B-K LIGHTING, INC. AND ITS RECEIPT OR POSSESSION DOES NOT CONVEY ANY RIGHTS TO REPRODUCE, DISCLOSE ITS CONTENTS, OR TO MANUFACTURE, USE OR SELL ANYTHING IT MAY DESCRIBE. REPRODUCTION, DISCLOSURE OR USE WITHOUT SPECIFIC WRITTEN AUTHORIZATION OF B-K LIGHTING, INC. IS STRICTLY FORBIDDEN.</small>		

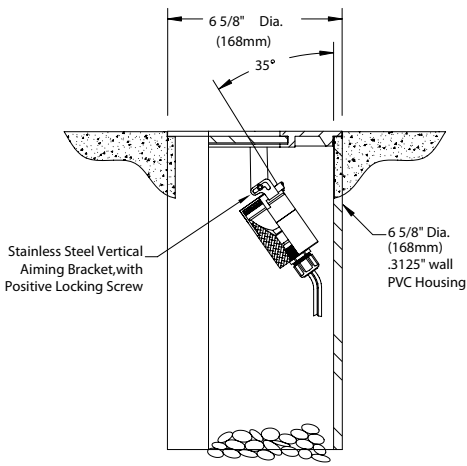


MR-16 Halogen

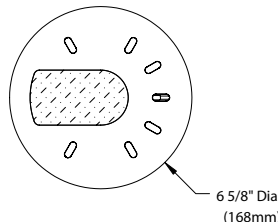
ADJUSTABLE WELL STAR™

PROJECT:	
TYPE:	

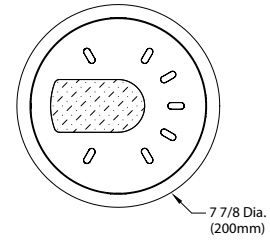
SIDE VIEW



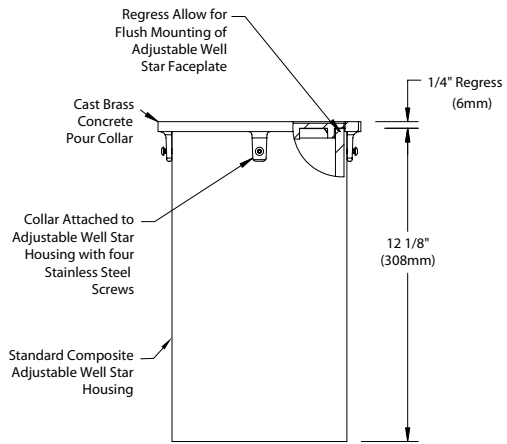
FACEPLATE DETAIL



FACEPLATE W/OPTIONAL CPC



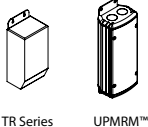
SIDE VIEW WITH CPC



All dimensions indicated on this submittal are nominal. Contact Technical Sales if you require more stringent specifications.

Accessories (Configure separately)

Remote Transformers:



SPECIFICATIONS

GreenSource Initiative™

Metal and packaging components are made from recycled materials. Manufactured using renewable solar energy, produced on site. Returnable to manufacturer at end of life to ensure cradle-to-cradle handling. Packaging contains no chlorofluorocarbons (CFC's). Use of this product may qualify for GreenSource efficacy and recycling rebate(s). Consult www.bklighting.com/greensource for program requirements.

Materials

Furnished in Cast Brass (Type 360).

Well Cover

Cast constructed. Slotted, flow through design. [3] Visually concealed set screws for faceplate installation. Shock resistant, tempered secondary glass lens.

Body

Fully machined from solid billet. Unibody design provides enclosed, water-proof wireway and integral heat sink for maximum lamp life. High temperature, silicone 'O' Ring provides water-tight seal. Provided with hard-coat (type III) black anodize finish for maximum corrosion resistance. Weather-tight cable connector with 5'0", 12 Ga., 2 wire low voltage cable.

Cap

Fully machined. Flush mounted lens. Accommodates up to [1] lens or louver media.

Lens

Shock resistant, tempered, glass lens is factory adhered to fixture cap and provides hermetically sealed optical compartment.

Lamp

For use with 50 Watt maximum, MR-16 lamp.* Not for use with IR technology lamps.
*Except GE Light Q42MR16/C/VNSP9 (EZY).

Transformer

For use with 12 VAC remote transformer.

Socket

Specification grade ceramic body lamp holder. GU5.3 base. Nickel allow contacts and heat resistant, spring loaded, stainless steel lamp retaining clips.

Wiring

Teflon® coated, 18AWG, 600V, 250° C rated and certified to UL 1659 standard. Anti-Siphon Valve (ASV™) prevents "wicking" through conductor insulation.

Installation

6" dia., 1/8" heavy wall composite housing for direct burial into soil or concrete. Flow through design for drainage (drain material by others). Stainless steel vertical aiming bracket with positive locking screw permits up to 35° vertical adjustment from nadir. Biaxial source control with 360° horizontal rotation in addition to vertical adjustment.

For direct burial in soil or concrete. Consult Drainage Installation Guide for In-Grade Fixtures (DIG-IT) for compliance with proper soil preparation and drainage requirements prior to installation.

Hardware

Tamper-resistant, stainless steel hardware.

Finish

Brass components are available in class 'A' TGIC polyester powder coat or handcrafted metal finish.

Warranty

5 year limited warranty.

Certification and Listing

UL Listed. Certified to CAN/CSA/ANSI Standards. RoHS compliant. Suitable for indoor or outdoor use. Suitable for use in wet locations. Suitable for installation within 4' of the ground. IP66 Rated. Made in USA.



*Teflon is a registered trademark of DuPont Corporation.



By SORAA™

MR16 LED RETROFIT LAMP

PROJECT:	
TYPE:	
CATALOG NUMBER:	
LAMP(S):	
NOTES:	

<p>B-K Lamp # 359 Base: GU5.3 Bi-Pin Input Voltage: 12V CCT: 2700K Beam: 10° Spot</p>	<p>Mfg. #: MR16- SM16-07-10D-927-03 Wattage: 7.5W Lamp Efficacy: 51 (Lm/W) Rated Life: 35,000 hrs</p>	<p>CBCP (cd): 5710 CRI: >95 Power Factor: 0.92 Dimmable: Yes Lumens: 390</p>	<table border="1"> <thead> <tr> <th>Distance feet</th> <th>Beam Dia. (50% CBCP)</th> <th>Footcandles</th> </tr> </thead> <tbody> <tr><td>3'</td><td>0.5'</td><td>634</td></tr> <tr><td>6'</td><td>1.0'</td><td>160</td></tr> <tr><td>9'</td><td>1.6'</td><td>69</td></tr> <tr><td>12'</td><td>2.1'</td><td>40</td></tr> <tr><td>15'</td><td>2.6'</td><td>23</td></tr> </tbody> </table>	Distance feet	Beam Dia. (50% CBCP)	Footcandles	3'	0.5'	634	6'	1.0'	160	9'	1.6'	69	12'	2.1'	40	15'	2.6'	23
Distance feet	Beam Dia. (50% CBCP)	Footcandles																			
3'	0.5'	634																			
6'	1.0'	160																			
9'	1.6'	69																			
12'	2.1'	40																			
15'	2.6'	23																			
<p>B-K Lamp # 361 Base: GU5.3 Bi-Pin Input Voltage: 12V CCT: 2700K Beam: 25° Narrow Flood</p>	<p>Mfg. #: MR16- SM16-07-25D-927-03 Wattage: 7.5W Lamp Efficacy: 53 (Lm/W) Rated Life: 35,000 hrs</p>	<p>CBCP (cd): 2260 CRI: >95 Power Factor: 0.92 Dimmable: Yes Lumens: 410</p>	<table border="1"> <thead> <tr> <th>Distance feet</th> <th>Beam Dia. (50% CBCP)</th> <th>Footcandles</th> </tr> </thead> <tbody> <tr><td>3'</td><td>1.3'</td><td>251</td></tr> <tr><td>6'</td><td>2.7'</td><td>63</td></tr> <tr><td>9'</td><td>4.0'</td><td>27</td></tr> <tr><td>12'</td><td>5.3'</td><td>16</td></tr> <tr><td>15'</td><td>6.7'</td><td>9</td></tr> </tbody> </table>	Distance feet	Beam Dia. (50% CBCP)	Footcandles	3'	1.3'	251	6'	2.7'	63	9'	4.0'	27	12'	5.3'	16	15'	6.7'	9
Distance feet	Beam Dia. (50% CBCP)	Footcandles																			
3'	1.3'	251																			
6'	2.7'	63																			
9'	4.0'	27																			
12'	5.3'	16																			
15'	6.7'	9																			
<p>B-K Lamp # 362 Base: GU5.3 Bi-Pin Input Voltage: 12V CCT: 2700K Beam: 36° Flood</p>	<p>Mfg. #: MR16- SM16-07-36D-927-03 Wattage: 7.5W Lamp Efficacy: 53 (Lm/W) Rated Life: 35,000 hrs</p>	<p>CBCP (cd): 1040 CRI: >95 Power Factor: 0.92 Dimmable: Yes Lumens: 410</p>	<table border="1"> <thead> <tr> <th>Distance feet</th> <th>Beam Dia. (50% CBCP)</th> <th>Footcandles</th> </tr> </thead> <tbody> <tr><td>3'</td><td>1.9'</td><td>119</td></tr> <tr><td>6'</td><td>3.9'</td><td>30</td></tr> <tr><td>9'</td><td>5.8'</td><td>13</td></tr> <tr><td>12'</td><td>7.8'</td><td>7</td></tr> <tr><td>15'</td><td>9.7'</td><td>4</td></tr> </tbody> </table>	Distance feet	Beam Dia. (50% CBCP)	Footcandles	3'	1.9'	119	6'	3.9'	30	9'	5.8'	13	12'	7.8'	7	15'	9.7'	4
Distance feet	Beam Dia. (50% CBCP)	Footcandles																			
3'	1.9'	119																			
6'	3.9'	30																			
9'	5.8'	13																			
12'	7.8'	7																			
15'	9.7'	4																			
<p>B-K Lamp # 363 Base: GU5.3 Bi-Pin Input Voltage: 12V CCT: 3000K Beam: 10° Spot</p>	<p>Mfg. #: MR16- SM16-07-10D-930-03 Wattage: 7.5W Lamp Efficacy: 55 (Lm/W) Rated Life: 35,000 hrs</p>	<p>CBCP (cd): 6000 CRI: >95 Power Factor: 0.92 Dimmable: Yes Lumens: 410</p>	<table border="1"> <thead> <tr> <th>Distance feet</th> <th>Beam Dia. (50% CBCP)</th> <th>Footcandles</th> </tr> </thead> <tbody> <tr><td>3'</td><td>0.5'</td><td>666</td></tr> <tr><td>6'</td><td>1.0'</td><td>168</td></tr> <tr><td>9'</td><td>1.6'</td><td>72</td></tr> <tr><td>12'</td><td>2.1'</td><td>42</td></tr> <tr><td>15'</td><td>2.6'</td><td>24</td></tr> </tbody> </table>	Distance feet	Beam Dia. (50% CBCP)	Footcandles	3'	0.5'	666	6'	1.0'	168	9'	1.6'	72	12'	2.1'	42	15'	2.6'	24
Distance feet	Beam Dia. (50% CBCP)	Footcandles																			
3'	0.5'	666																			
6'	1.0'	168																			
9'	1.6'	72																			
12'	2.1'	42																			
15'	2.6'	24																			
<p>B-K Lamp # 365 Base: GU5.3 Bi-Pin Input Voltage: 12V CCT: 3000K Beam: 25° Narrow Flood</p>	<p>Mfg. #: MR16- SM16-07-25D-930-03 Wattage: 7.5W Lamp Efficacy: 58 (Lm/W) Rated Life: 35,000 hrs</p>	<p>CBCP (cd): 2400 CRI: >95 Power Factor: 0.92 Dimmable: Yes Lumens: 435</p>	<table border="1"> <thead> <tr> <th>Distance feet</th> <th>Beam Dia. (50% CBCP)</th> <th>Footcandles</th> </tr> </thead> <tbody> <tr><td>3'</td><td>1.3'</td><td>266</td></tr> <tr><td>6'</td><td>2.7'</td><td>67</td></tr> <tr><td>9'</td><td>4.0'</td><td>29</td></tr> <tr><td>12'</td><td>5.3'</td><td>17</td></tr> <tr><td>15'</td><td>6.7'</td><td>10</td></tr> </tbody> </table>	Distance feet	Beam Dia. (50% CBCP)	Footcandles	3'	1.3'	266	6'	2.7'	67	9'	4.0'	29	12'	5.3'	17	15'	6.7'	10
Distance feet	Beam Dia. (50% CBCP)	Footcandles																			
3'	1.3'	266																			
6'	2.7'	67																			
9'	4.0'	29																			
12'	5.3'	17																			
15'	6.7'	10																			
<p>B-K Lamp # 366 Base: GU5.3 Bi-Pin Input Voltage: 12V CCT: 3000K Beam: 36° Flood</p>	<p>Mfg. #: MR16- SM16-07-36D-930-03 Wattage: 7.5W Lamp Efficacy: 58 (Lm/W) Rated Life: 35,000 hrs</p>	<p>CBCP (cd): 1130 CRI: >95 Power Factor: 0.92 Dimmable: Yes Lumens: 435</p>	<table border="1"> <thead> <tr> <th>Distance feet</th> <th>Beam Dia. (50% CBCP)</th> <th>Footcandles</th> </tr> </thead> <tbody> <tr><td>3'</td><td>1.9'</td><td>125</td></tr> <tr><td>6'</td><td>3.9'</td><td>32</td></tr> <tr><td>9'</td><td>5.8'</td><td>14</td></tr> <tr><td>12'</td><td>7.8'</td><td>8</td></tr> <tr><td>15'</td><td>9.7'</td><td>5</td></tr> </tbody> </table>	Distance feet	Beam Dia. (50% CBCP)	Footcandles	3'	1.9'	125	6'	3.9'	32	9'	5.8'	14	12'	7.8'	8	15'	9.7'	5
Distance feet	Beam Dia. (50% CBCP)	Footcandles																			
3'	1.9'	125																			
6'	3.9'	32																			
9'	5.8'	14																			
12'	7.8'	8																			
15'	9.7'	5																			

B-K LIGHTING

40429 Brickyard Drive • Madera, CA 93636 • USA
 559.438.5800 • FAX 559.438.5900
 www.bklighting.com • info@bklighting.com

SUBMITTAL DATE
 02-19-16

DRAWING NUMBER
 SUB-2099-00

THIS DOCUMENT CONTAINS PROPRIETARY INFORMATION OF B-K LIGHTING, INC. AND ITS RECEIPT OR POSSESSION DOES NOT CONVEY ANY RIGHTS TO REPRODUCE, DISCLOSE ITS CONTENTS, OR TO MANUFACTURE, USE OR SELL ANYTHING IT MAY DESCRIBE. REPRODUCTION, DISCLOSURE OR USE WITHOUT SPECIFIC WRITTEN AUTHORIZATION OF B-K LIGHTING, INC. IS STRICTLY FORBIDDEN.



By SORAA™

MR16 LED RETROFIT LAMP

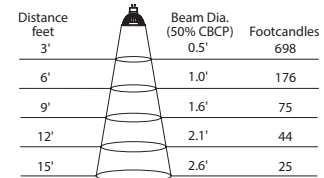
PROJECT:	
TYPE:	
CATALOG NUMBER:	
LAMP(S):	
NOTES:	

B-K Lamp # 378

Base: GU5.3 Bi-Pin
 Input Voltage: 12V
 CCT: 4000K
 Beam: 10° Spot

Mfg. #: MR16-SM16-07-10D-940-03
 Wattage: 7.5W
 Lamp Efficacy: 57 (Lm/W)
 Rated Life: 35,000 hrs

CBCP (cd): 6290
 CRI: >95
 Power Factor: 0.92
 Dimmable: Yes
 Lumens: 430

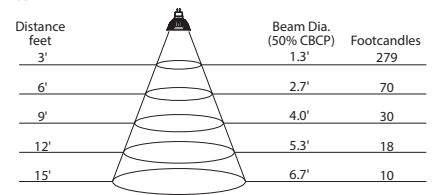


B-K Lamp # 379

Base: GU5.3 Bi-Pin
 Input Voltage: 12V
 CCT: 4000K
 Beam: 25° Narrow Flood

Mfg. #: MR16-SM16-07-25D-940-03
 Wattage: 7.5W
 Lamp Efficacy: 61 (Lm/W)
 Rated Life: 35,000 hrs

CBCP (cd): 2510
 CRI: >95
 Power Factor: 0.92
 Dimmable: Yes
 Lumens: 455

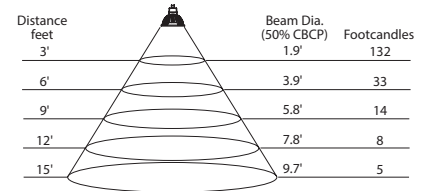


B-K Lamp # 380

Base: GU5.3 Bi-Pin
 Input Voltage: 12V
 CCT: 4000K
 Beam: 36° Flood

Mfg. #: MR16-SM16-07-36D-940-03
 Wattage: 7.5W
 Lamp Efficacy: 53 (Lm/W)
 Rated Life: 35,000 hrs

CBCP (cd): 1190
 CRI: >95
 Power Factor: 0.92
 Dimmable: Yes
 Lumens: 455



B-K LIGHTING

40429 Brickyard Drive • Madera, CA 93636 • USA
 559.438.5800 • FAX 559.438.5900
 www.bklighting.com • info@bklighting.com

SUBMITTAL DATE
 02-19-18

DRAWING NUMBER
 SUB-2099-00

THIS DOCUMENT CONTAINS PROPRIETARY INFORMATION OF B-K LIGHTING, INC. AND ITS RECEIPT OR POSSESSION DOES NOT CONVEY ANY RIGHTS TO REPRODUCE, DISCLOSE ITS CONTENTS, OR TO MANUFACTURE, USE OR SELL ANYTHING IT MAY DESCRIBE. REPRODUCTION, DISCLOSURE OR USE WITHOUT SPECIFIC WRITTEN AUTHORIZATION OF B-K LIGHTING, INC. IS STRICTLY FORBIDDEN.